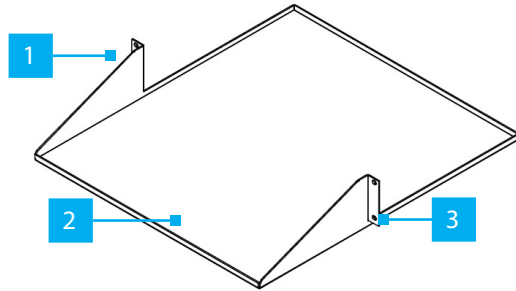


2-Post Rack Shelf with 20 Inch Depth

Product Diagram (CABSHF2POST2)



Component	Function
1 Mounting Bracket	• Used to mount the Shelf within a Rack .
2 Shelf	• Used to support equipment within a Rack . • Maximum weight capacity = 75 lb (34 kg).
3 Mounting Holes	• Used to secure the Shelf to a Rack .

Requirements

For the latest requirements, please visit www.startech.com/CABSHF2POST2

- (Optional) Cage Nut Tool x 1
- Phillips Head Screwdriver x 1

Installing the Shelf in a Rack

1. Determine the location within the **Rack** that you want to install the **Shelf**.

Note: The **Shelf** requires 2U of free space to mount within a **Rack**.

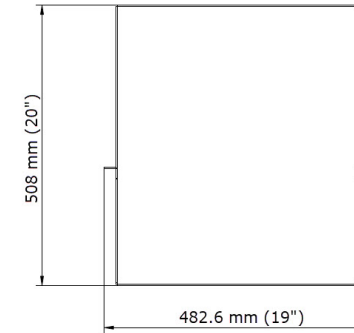
2. If the **Rack** you are using has **Square Mounting Holes**, insert the **M6 Cage Nuts** (2 per **Mounting Rail**) into the **Square Mounting Holes** on the **Mounting Rails**. Insert one side of the **M6 Cage Nut** (included) into the **Square Mounting Hole** and push the other side into the **Square Mounting Hole**, until it locks into place.

Note: Use a **Cage Nut Tool** if you are having issues installing the **M6 Cage Nuts** into the **Rack**.

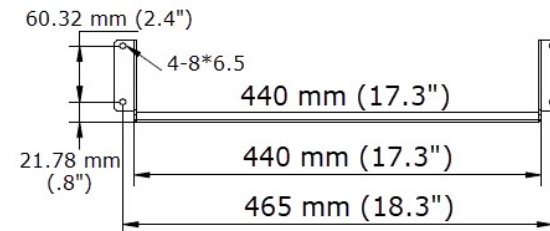
3. Align the **Mounting Holes** on the **Bracket** with the **M6 Cage Nuts** (2 per **Mounting Rail**) installed in step 2.
4. Insert an **M6 Screw** (2 per **Mounting Rail**) through a **M6 Plastic Washer** (included) and through the **Mounting Holes** on the **Bracket** and into the **M6 Cage Nut**.
5. Using a **Phillips Head Screwdriver** tighten the **M6 Screws**, being careful not to over-tighten.

Product Dimensions

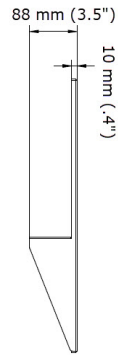
Top



Front



Side



Use of Trademarks, Registered Trademarks, and other Protected Names and Symbols

This manual may make reference to trademarks, registered trademarks, and other protected names and/or symbols of third-party companies not related in any way to StarTech.com. Where they occur these references are for illustrative purposes only and do not represent an endorsement of a product or service by StarTech.com, or an endorsement of the product(s) to which this manual applies by the third-party company in question. StarTech.com hereby acknowledges that all trademarks, registered trademarks, service marks, and other protected names and/or symbols contained in this manual and related documents are the property of their respective holders.

Warranty Information

This product is backed by a lifetime warranty.

For further information on product warranty terms and conditions, please refer to www.startech.com/warranty.

Limitation of Liability

In no event shall the liability of StarTech.com Ltd. and StarTech.com USA LLP (or their officers, directors, employees or agents) for any damages (whether direct or indirect, special, punitive, incidental, consequential, or otherwise), loss of profits, loss of business, or any pecuniary loss, arising out of or related to the use of the product exceed the actual price paid for the product. Some states do not allow the exclusion or limitation of incidental or consequential damages. If such laws apply, the limitations or exclusions contained in this statement may not apply to you.

StarTech.com Ltd.	StarTech.com LLP	StarTech.com Ltd.
45 Artisans Cres London, Ontario N5V 5E9 Canada	2500 Creekside Parkwy Lockbourne, Ohio 43137 U.S.A.	Unit B, Pinnacle 15 Gowerton Rd, Brackmills Northampton NN4 7BW United Kingdom

FR: startech.com/fr
DE: startech.com/de
ES: startech.com/es
NL: startech.com/nl
IT: startech.com/it
JP: startech.com/jp

Warning Statements

- Do not exceed the weight capacity of this product. Overloading this product might result in injury or property damage. This product can support the following weight: Stationary = 75 lb. (34 kg).

Varningar

- Överskrid inte produktens vikt kapacitet. Överbelastning av denna produkt kan leda till skador eller skador på egendom. Denna produkt kan stödja följande vikt: stationär: 34 kg.

Avertissements

- Ne dépassez pas la capacité pondérale de ce produit. Une surcharge de ce produit peut entraîner des dommages corporels ou matériels. Ce produit peut supporter le poids suivant, stationnaire = 34 kg.

Warnhinweise

- Überschreiten Sie nicht die Tragfähigkeit dieses Produkts. Das Überladen dieses Produkts kann zu Verletzungen oder Sachschäden führen. Dieses Produkt kann das folgende Gewicht tragen: Stationär = 34 kg.

Dichiarazioni di avvertenza

- Non superare la capacità di carico massimo di questo prodotto onde evitare danni o lesioni alla proprietà. Questo prodotto è in grado di supportare il peso riportato, Statico = 34 kg.

Mensagens de aviso

- Não exceda a capacidade de peso deste produto. Sobrecarregar este produto pode resultar em ferimentos ou danos à propriedade. Este produto pode suportar o seguinte peso: estacionário: 34 kg.

Advertencias de uso

- No exceda la capacidad de carga de este producto. El sobrecargarlo puede ocasionar lesiones y daños en propiedad. Este producto puede soportar el siguiente peso, Estacionario = 34 kg.

Waarschuwingen

- Overschrijd de maximale capaciteit van dit product niet. Overbelasting De maximale gewichtscapaciteit mag niet overschreden worden. Overbelasting kan kan letsel of schade tot gevolg hebben. Dit product kan het volgende gewicht ondersteunen, stationair = 34 kg.

注意

- 本製品で定められた可搬重量を超えないようにして下さい。規定された重量を超えた場合、怪我や物的損害が発生することがあります。本製品は次の可搬重量に対応しています。[キヤスター静止時] = 34 kg.